

0000 0

”
112

2 303



202



1
202

2

3

202 3 3.
/ 20 0%
20 20 /
20

202

202

202

202 12 31 3, 3 , ,12
10 0. 32 ,1 0, 2.
, 33, ,2 . 202 2

202

10

0.

3. /

3. /

01,0 , 1

10. 3%

30%

202 3. /
3. / 0 , 3 ,0
10. %

3

1 0,000.00

30%

3

3

3

2023 1

2012 3

202 -202

10

2013 110

201 1

201 31

11

12

		¹	3, 916, 695. 16	5, 367, 128. 40
5, 647, 994. 52			3, 111, 300. 56	
121,22 .	,	.22	10 ,1 .	55, 883. 96
			116, 979. 45	64, 094. 67
102, 136. 96			54, 257. 57	

			3 , 1.0	, 1.2
1,1 , 0.2		1, 265, 173. 08		10. %
20. %	2 . %	26. 19%		
2023				

¹

2022- 2024

2025 10 22
2025

..... 1

..... 2

..... 5

.....

.....

.....

.....

..... 7

..... 10

..... 13

..... 13

..... 13

..... 1

..... 2

..... 1

..... 1

..... 1

..... 1

..... 2

..... 63

..... 3

.....

.....

..... 1

..... 1

..... 1

..... 2

..... 2

..... 2

..... 3

..... **74**

.....

.....

.....

.....

.....

.....

.....

.....

..... **88**

.....

.....

.....

.....

..... 0

..... **91**

..... 1

.....

.....

.....

..... **98**

.....	
.....	101
.....	102
.....	10
.....	10
.....	10

10-1 %

3- %

1 0

2

1

200 10

	0000 0.
	1 03001 220 33 0
	1 1
	1 1 23
	3, 737, 601, 761
	112
	2 303
	0 - 2 3 3 3
	.

2025 6 30

2025 6 30

		%			
1		3 . 0	1,30 , 0 ,03	-	-

		%			
2		2.1	1, 3, 1	-	-
3		1.16	43, 500, 000	-	-
4		1.06	39, 561, 296	-	-
	00	1.04	38, 775, 817	-	-
		0.	32, , 3	-	-
		0.2	30, 3, 2	-	-
8		0.63	23, 714, 408	-	-
9		0.63	23, 416, 515	-	-
10		0.3	1 ,200, 01	-	-
		43.74	1, 634, 867, 690	-	-

2025 6 30

3 . 0%

0. 2%

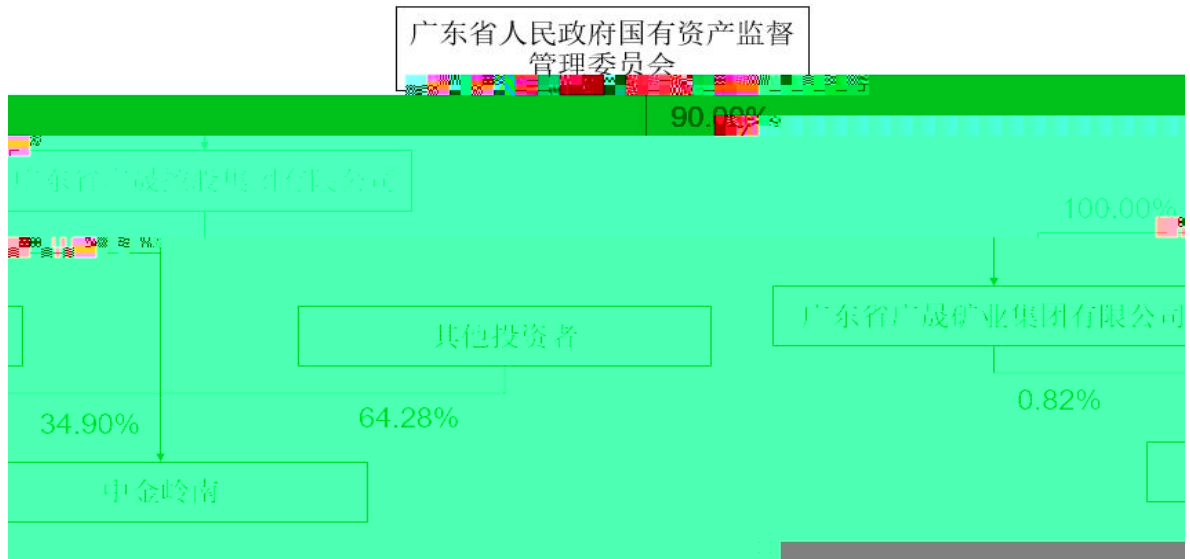
3 . 2%

1

	1,000,000.00
	1,000,000.00
	1 12 23
	1 0-

2

3



4

5%

2025 6 30

%

2025 6 30

2025 6 30

%

32

/ -201

32
3211

321

3212

1

1

202 11

1 3

201

2

201

201

2

200

1 10

201

201 3

2010

2011 10

3

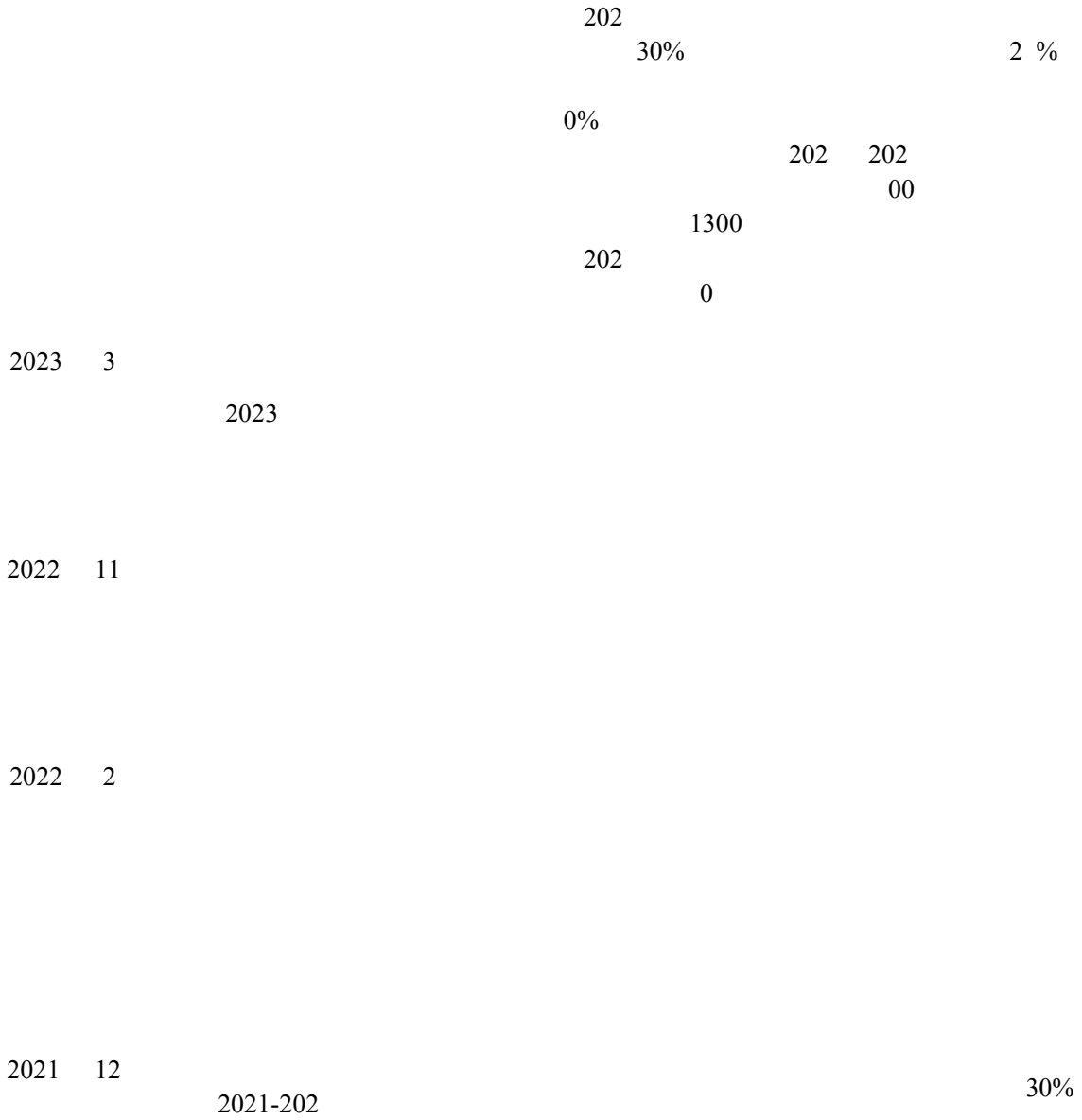
201

2

/			
202 10			
202	202 -202		<p>1. 202 2 %</p> <p>2. 0%</p>

/

3.



1

1

11.3 / 3 32 .

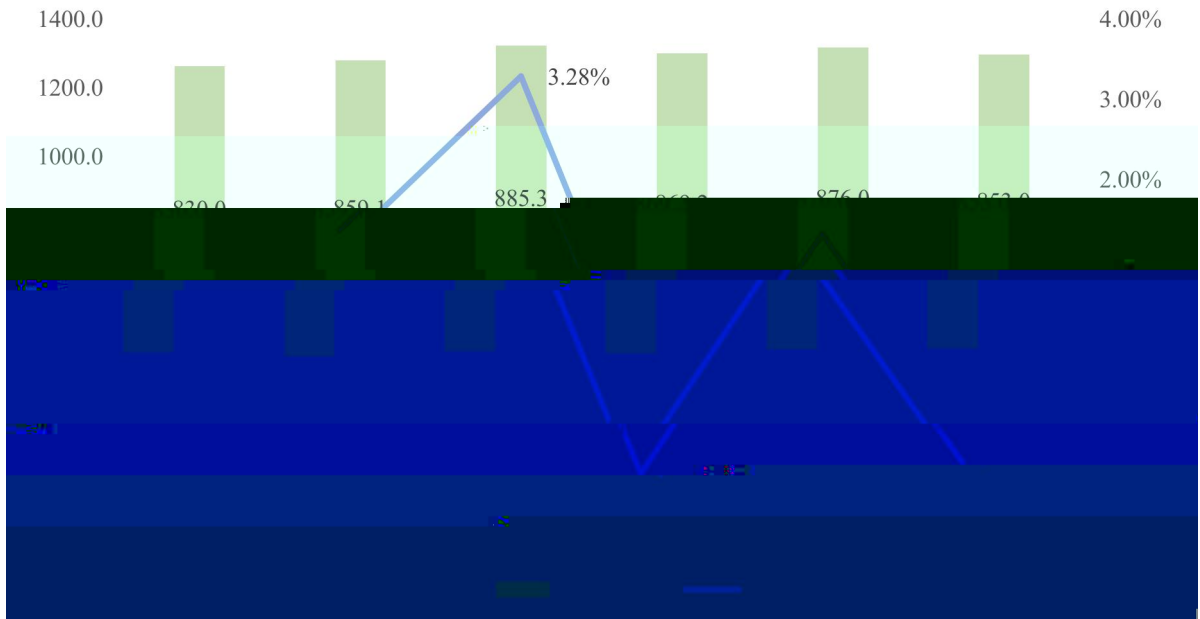
2

1 .

3

10 3.

2021 -2026

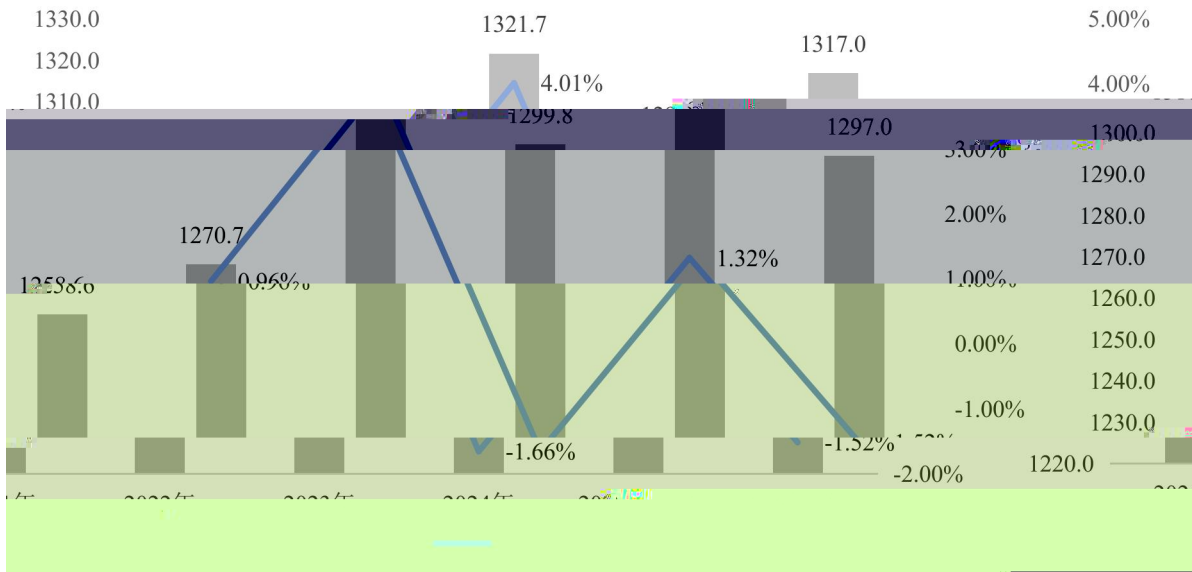


2

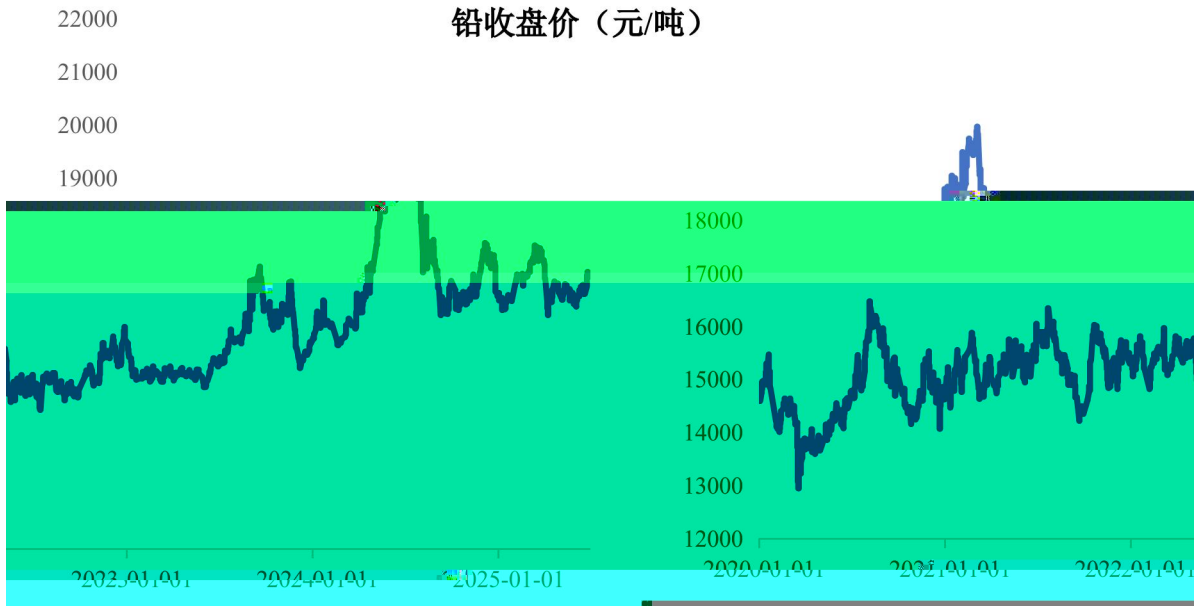
0%

3

2021-2026



2020



	/
2020	1 , 2.3
2021	1 ,30 .
2022	1 ,302. 3
2023	1 , 2.1
202	1 ,3 .0
202	1 , .2

202 30

2

1

2021

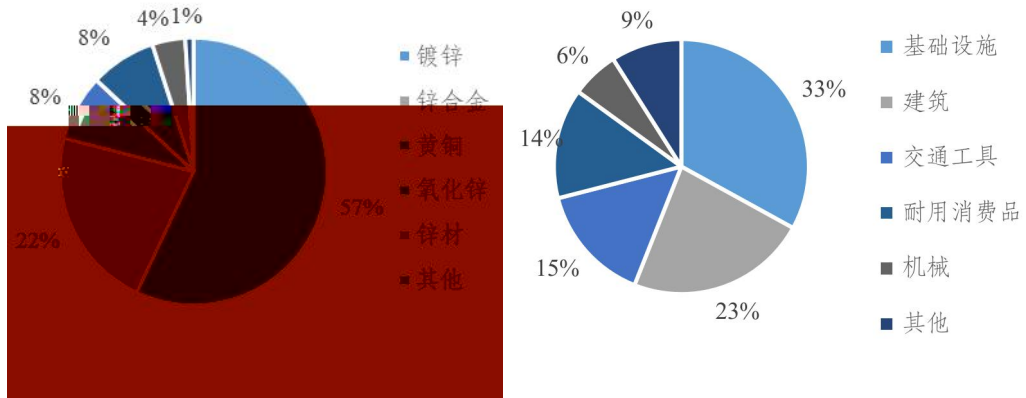
2023

202

2021 -2026



2

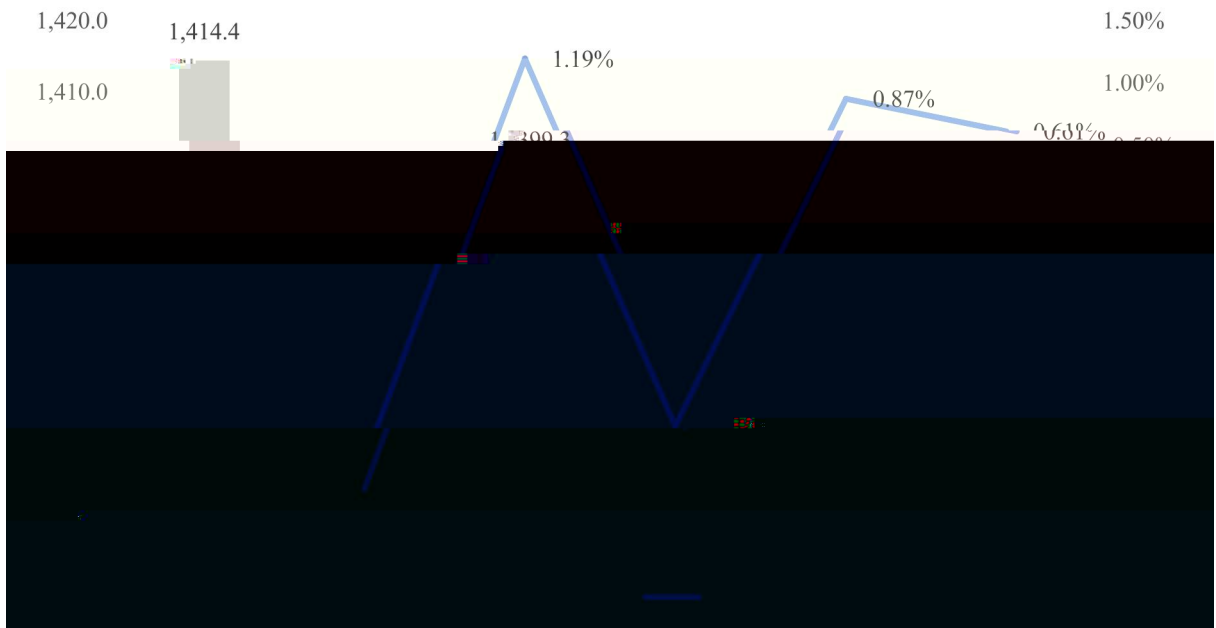


3

1/3 202

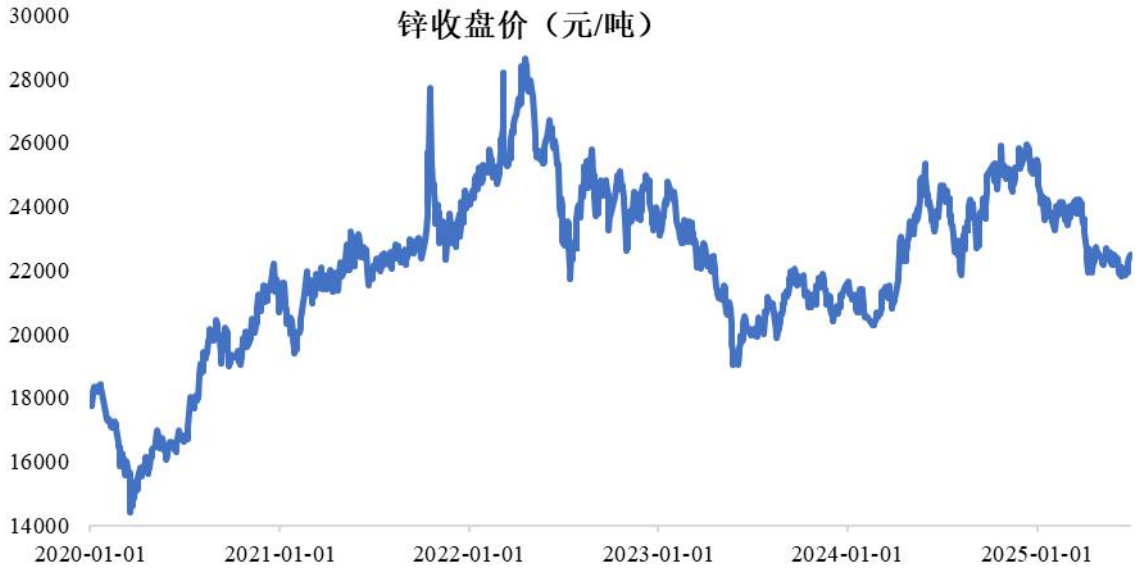
202

2021-2026



2022

2023



	/
2020	1,1 .3
2021	22,3 0. 1
2022	2 , 23. 2
2023	21, . 0
202	23,33 .
202	23,121.20

202 30

3

1

202

10

1.

1 .0%

12.0%

10.0%

1.0%

202

2300

0

202


.1 %

2023
202 -202

2021-2026

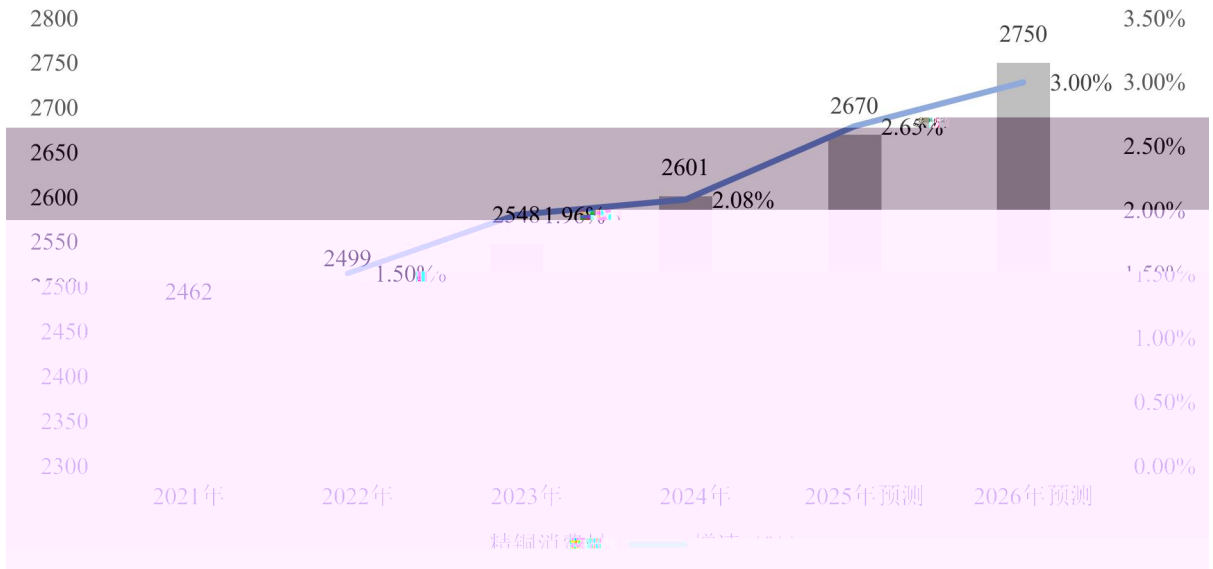


2021-2026



2

2021-2026




3

2022

202

2020

铜收盘价 (元/吨)



	/
2020	, .
2021	, 0 .
2022	, .3

	/
2023	,0 0.
202	,0 3. 0
202	, 2.0

202

30

2

2

2020 2

202

3

4

5

1	00 .		2000 20
2	000 1.		1 2
3	00 1.		1 3 30 3
	011 .		2000 1 0 2 3.1 2 12 1.2 3 00
	000 .		1 130 /
	003 2.		1 20 1 0

1

30

2.1

2

00

30

3

3

200

201

1 0

4

5

0

10

6

3

1

2

3

1

1

2

2020 2


3

201
2020

201

2

1



202

2


0%

2023-202

3

ÀÖ Ä ^ 0 Ê

1-1- 0



2

3

1

202

2

3

30

1

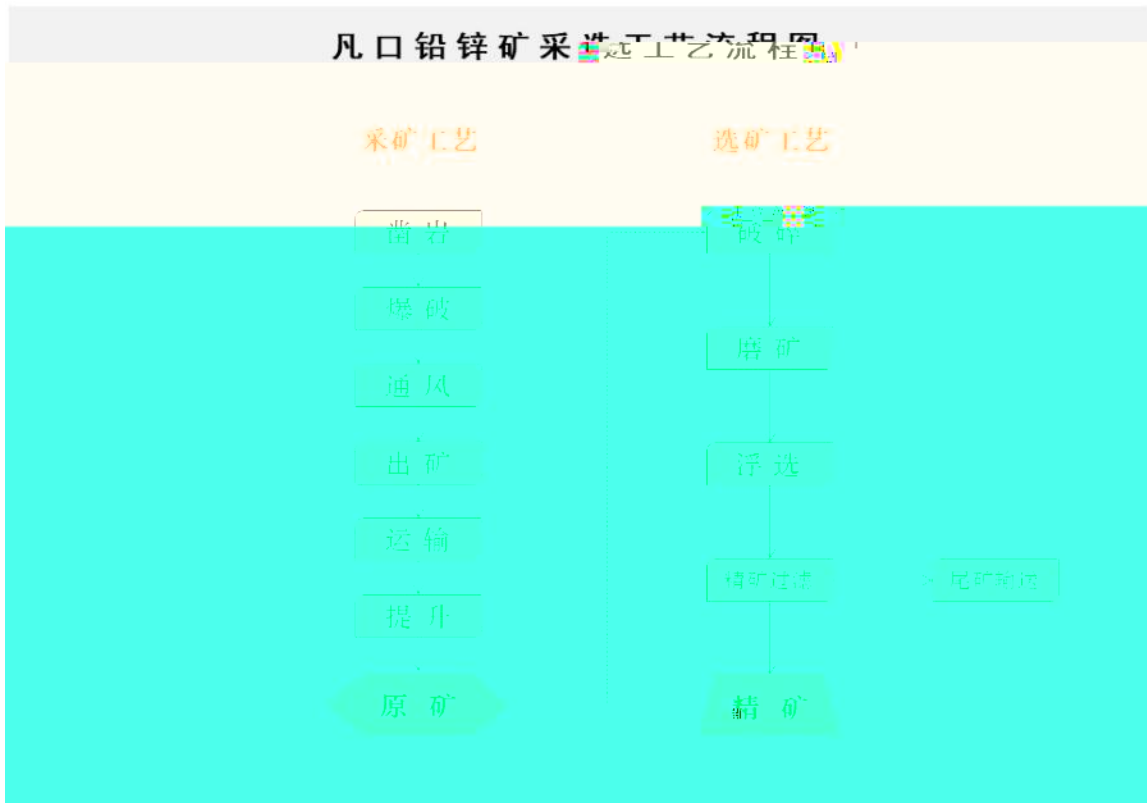
2

1

2023

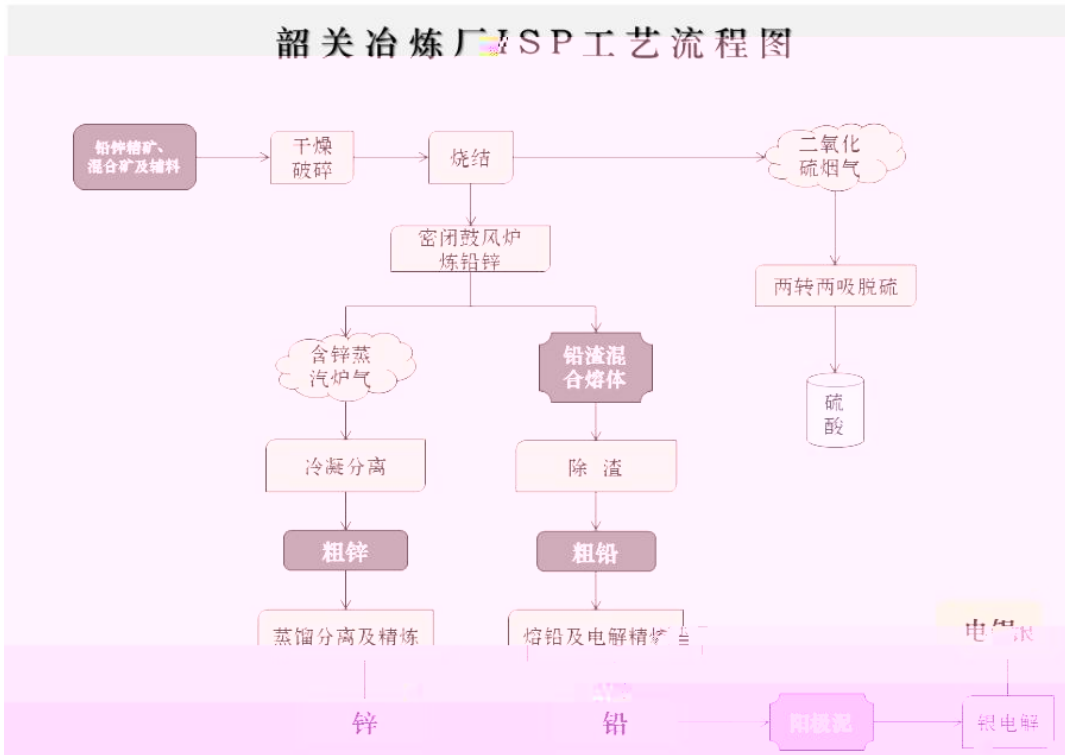
2

1

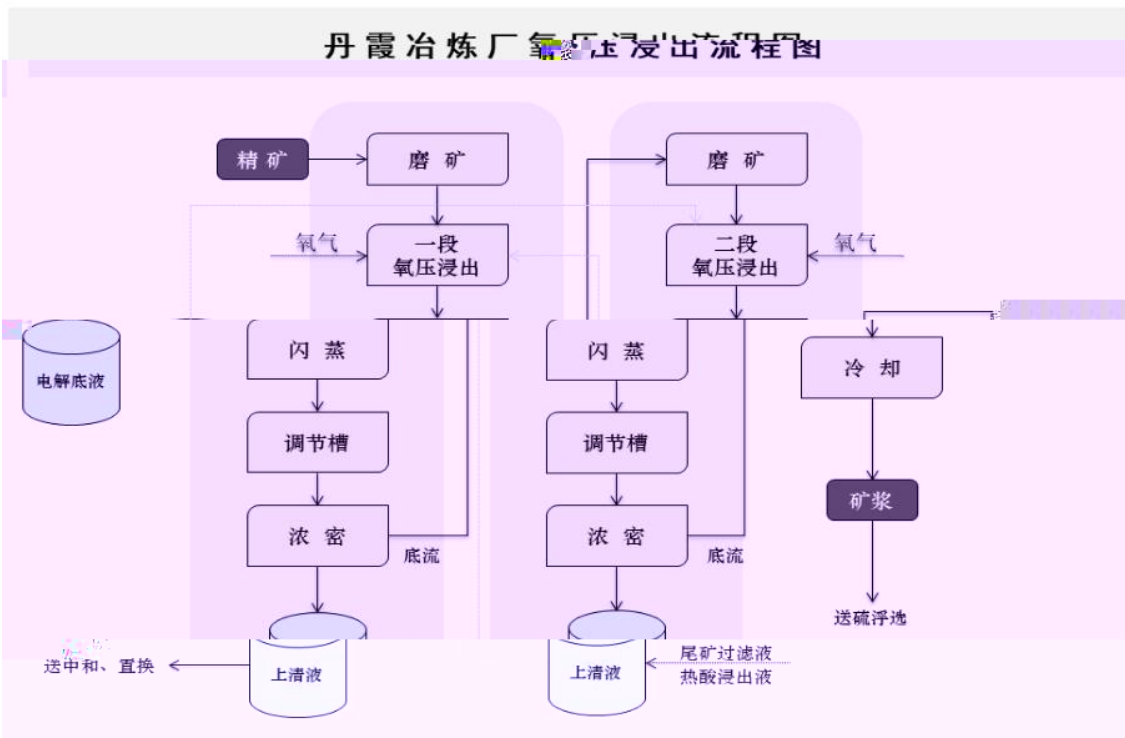


2

ISP

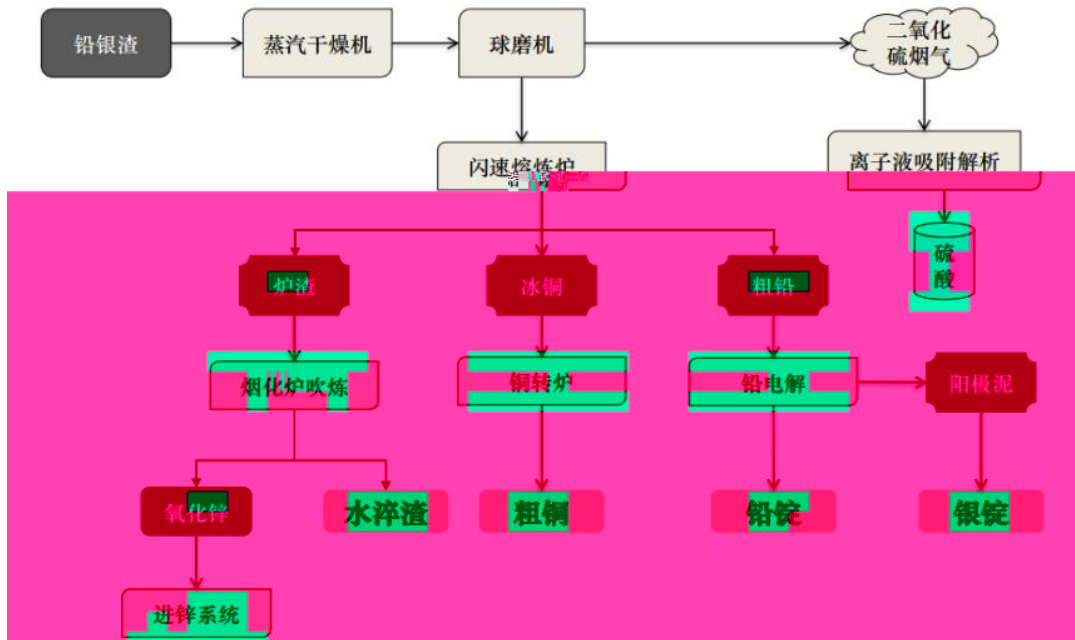


3



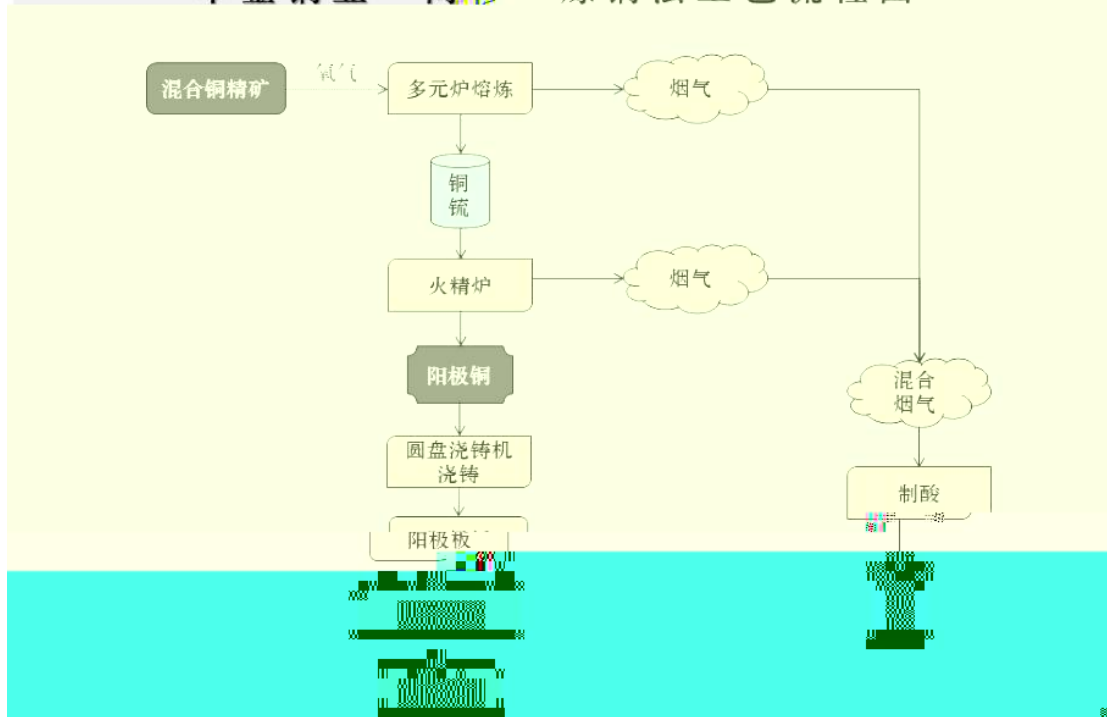
4

丹霞冶炼厂渣系统生产工艺流程图



5

中金铜业“两步”炼铜法工艺流程图



3

3 /10

3 /10

2025 1-6		2024	
2,163,414.82	90.37%	3,00,33.	0. %
79,859.64	3.34%	12,021.-	

1			10000020120 32 012 1 3		2023.0 .1 - 203 .0 .1
2			000020230 30 00 32		2023.0 .0 - 202 .0 .0
3			000020230 30 00 32		2023.0 .0 - 202 .0 .0
			020020101030100 2		2021.03.2 - 202 .03.2
			0200201 0330100 1		2021.03.2 - 202 .03.2
			13-00 -000		202 .0 .1
7			T4400002024123040058206		2024.12.05- 2029.12.05
8			1200 110203 1		2021.12.21- 202 .12.21
9			2023 00 2		2023.0 .1 - 202 .0 .1
10			2023 00 2		2023.0 .11- 202 .0 .10
11			020013000		202 .0 .0 - 2030.0 .0
12			022 2021-01 2		2022.0 -21- 202 .0 .20
13			022 2021-01 3		2022.0 -21- 202 .0 .20
14			202 0033		202 .0 .31- 202 .0 .30
15			202 002		202 .0 .0 - 202 .0 .0
16			000020110 3210111302		2021.0 .0 -20 1.0 .0
17			0000201 0 30100 2		2020.0 .1 - 202 .0 .1
18			1200 110203 2 1		2021.0 .23- 202 .0 .23
19			1323 2022-000		2022.03.02- 202 .03.01
20			1300130000		202 -03-2
21		1#	202 002		202 .0 .2 - 202 .0 .2
22			202 002		202 .0 .2 - 202 .0 .2
23			2023 010 3		2023.0 .1 - 202 .0 .1
24			2022 00 2		2022.10.12- 202 .10.11
25			3 32 -202		202 .0 .13
26			3 2 -202		202 .03.23

27			1 1		202 .12.2
28			2 0		202 .12.1
29			3 0 32		202 .12.2
30			202 0002		202 .01.1 - 202 .01.1
31			202 00312		202 .0 .02 -202 .0 .02
32			3 2 3		202 .12.2
33		CMA	202319110859		2024.03.20- 2029.06.18
34			202 0 0021		202 .0 .0 - 202 .0 .03
35			13-00 -02		2030.0 .1
36			2023011		2023.10.2 - 202 .10.2
37			0000000 0 3		--
38			01100		202 .0 .1
39		-		2 30	2020.10.2 - 202 .10.2
40				3 30	2021.0 .11- 202 .01.31
41				201 002032	202 .0 .30- 202 .0 .2
42				202 003 2	202 .0 .1 - 202 .0 .1
43				3 1 3	202 .0 .03

2025 6 30

	1, 931, 197. 65	576, 421. 81	25, 735. 36	1, 329, 040. 48	68. 82%
	789, 018. 99	498, 395. 03	7, 859. 74	282, 764. 22	35. 84%
	263, 333. 46	174, 311. 97	18, 573. 98	70, 447. 51	26. 75%
	59, 867. 26	31, 233. 06	-	28, 634. 20	47. 83%
	94, 320. 93	46, 882. 37	619. 29	46, 819. 27	49. 64%
	3, 137, 738. 29	1, 327, 244. 25	52, 788. 37	1, 757, 705. 67	56. 02%

+

	1	

1

30%

ã k:UJ Ñ £,´

1	-	31,065.99	-
2		136,734.01	-
3		76,527.20	29,766.35
		32,566.09	-
		258.93	-
		76,919.22	-
		73,811.29	58,662.15
		14,944.77	14,804.77
		25,498.94	-
10		35,133.77	-
			103,233.27
			1,505,034.07
/			6.86%

2025 6 30

103,233.27

6.86%

1

2025 6 30

13,550.93

2

2025 6 30

3

2025 6 30

	19,366.61	16,248.40
	56,420.43	13,517.95
	740.16	-
	76,527.20	29,766.35

1

2025 6 30

2025 6 30

16,248.40

2

			3	115.55	
		- 1		1,036.47	
		- 1		6,512.55	

-	2		548.78	
	2	0	1,069.10	
E	3	01	3,587.85	
	A	R2	2,104.62	
	D	R2	2,075.29	
		R2	800.23	
	1	R2	1,000.47	
	1	R2	2,000.00	
3	I		6,684.98	
	1		2,108.16	
	1		1,093.40	
		3	1,062.39	1 2
			627.32	
			997.37	
		3	6,408.65	
-	2		2,027.39	
		3		1 2

		- 3 1	R2	1, 000. 94	
		1	R2	1, 001. 82	
		C	R2	6, 006. 89	
		3		263. 05	

3

	1	1	172. 69	
	00	1	567. 47	

4

2025 6 30

258. 93

5

2025 6 30

	26, 644. 10
	422. 84
	8, 398. 53
	35, 465. 47
	2, 899. 38

	32,566.09

6

2025 6 30

1

	47,374.64
	22,479.22
	1,979.72
	71.52
1	5,000.00
	14.12
	76,919.22

7

2025 6 30

		26,412.10	-
		2,949.16	-
		3,468.16	-
		2,672.59	
		12,476.55	
		7,355.18	-
		69.72	-

		16, 921. 44	-
		1, 486. 39	-
		-	-

É

8

2025 6 30

885. 31
315. 90
131. 81
330. 78
1, 000. 08
10, 000. 00
464. 44
1, 544. 04
132. 41
140. 00

3

202 3

4

202 3

5

202 3 3

		- 1		,100.00	
	-	-	-	. 1	
		- 1		1,000.00	
		- 3		2, 00.00	
				300.00	
				1,000.00	
		- 2	3	,000.00	3, . 1
		- 1		, 00.00	, .3
	-	-	-	,200.00	
	-		-	0.10	
	-	-	-	2.13	

202 3

3

1 , 02.23

1

1

1

1

30

1310

	2025 6 30 /2025 1-6	2024 12 31 /2024
	18, 285, 262.49	1 , , . 0
	12, 445, 587.77	12,132,1 .20
	5, 839, 674.72	, 3 ,3 . 0
	5, 229, 262.18	10,2 2, .2
	211, 776.36	2 , 2 .1
	2025 6 30 /2025 1-6	202 12 31

/202

1

1

2

202 3 3

2

1

2

1.00

3

1

01,0 , 1

10. 3%

30%

30%

3

3

1

2

10%

1

2

3

3

10%

4

1

2

3

1

2

1

2

3

/

2

1

2

12

1 0-

1 0/(1+)

1 (0-)/(1+)

1

0

202

202

202

202 12 31

3, 3 , ,12

10

0.

32 ,1 0, 2.

, 33, ,2 .

202

2

202

10

0.

3. /

3. /

01,0 , 1

10. 3%

30%

202

3. /

3. /

0 , 3 ,0

10. %

3

1 0,000.00

202

1

1 0,000.00

		3.1 %	0.22%	1. 3%	64. 47%
			22, 0.		, 2 .0
,32 .	26, 595. 21				

2022 391.67

2024 564.80

2023

1

2020 11 1

3 0,000.00

3, 00,000,000.00

3, , ,2 3.02

2020

2

2020 0 001

2

2025 6 30

1

2025 6 30

				3 , . 3 1				358, 073. 27 2			
				0				2025 1-6 6, 225. 15			
				0%		201	,2 .3 2	2021	11 ,32 .	2023	22,121.
						2020	11 , 03. 2	2022	,0 . 1	202	1 ,1 .1
1	200	200	1 3,000.00	1 3,000.00	151, 201. 54 3	1 3,000.00	1 3,000.00	151, 201. 54 3	-21, 798. 46	202 12	
2			1 1,000.00	1 1,000.00	140, 854. 47 4	1 1,000.00	1 1,000.00	140, 854. 47 4	-145. 53 4	2022	
3			1 ,000.00	1 ,000.00	1 ,01 .2	1 ,000.00	1 ,000.00	1 ,01 .2	1 .2	2021	
			0,000.00	0,000.00	0,000.00	0,000.00	0,000.00	0,000.00	0		
			380,000.00	380,000.00	358, 073. 27	380,000.00	380,000.00	358, 073. 27	-21, 926. 73		

1 3 , . 3
2

3

200

202

20

0310 2

1 0

2

1

2021 3 2

2020

2020

2021 30 2022 30

1		2021 30	2022 30

2

2022

3 2

1	200	2022 12 31	202 12 31

3

200

202

12 2

202 12 31

6

2020 2

2020

120,000.00

12

2020 2

120,000.00

2021 12

1,2 .

2021 1 22

2020

200,000.00

12

2021 2

2020

1 0,000.00

12

2022 2

2020

0,000.00

12

2022 12 1

0,000.00

2023 1

, 00.00

2023 2

2020

30,000.00

12

7

3, 00,000,000.00

3, , ,2 3.02 2025 6 30

3, 580, 732, 762. 06

368, 055, 236. 76

9.73%

202 12

2025 6 30

				2022	2023	2024	2025 1-6		
1	200		, 0 .2						1
2		84. 75%	1 ,311.		, .32	, .	5, 513. 47	20, 028. 27	2
3		87. 06%	1, 3 .1	. 1	2, 2.1	2, 3.22	1, 952. 26	8, 422. 28	

1 2025 6 30
2

200

202 0 000 2

202 12 31

202 12 31

1

200

201

3 , .2

3 , 02.30

3 ,000.00

,20 . 2

3 ,1 .2

201

201

1

201

2021 3 2

201

2 , 20.10

2 ,020.10

2,30 . 0

201

2021

21

2020

1

2022 202

202

2

30

3

4

5

6

-1, 2 .23 -2, 3 . - 0

7

1

\$ 5,367,128.40

5,647,994.52

3,111,300.56

121,22 .

, .22

10 ,1 .

55,883.96

116,979.45

64,094.67

102,136.96

54,257.57

2023

4

1 %

1 %

5

0.63% 0.20% 0.12% 0.10%

0.11% 0.07% 0.51% 1.34%

2025 6 30

1,000

2025 12 31

202

	(2023)0 001 1	(202)0 00
(202)0 00 2		(2023)0 001 2
(202)0 00	(202)0 00 2	
	(202)0 000 2	
(202)0 00 31		

1

2

2

3

3

4

1

2

3

