

2025 9 12

2025 120036

" "

" " " " " "

" " " " " "

" "

" " "

1

2025

A

2

3

=

>

7.02% 5.79% 6.18% 5.53%

1

2023

2022

2023 2025 1-6

						/
	8.05	9.09%	7.38	16.33%	6.35	/
	8.51	7.80%	7.90	14.25%	6.91	/
	2.39%	-0.57	2.97%	-1.16	4.13%	/

2023 2025 1-6 6.35
 / 7.38 / 8.05 / 2024 2025 1-6
 16.33% 9.09%

2023 2025 1-6

						/
	6.63	7.85%	6.14	13.30%	5.42	/
	6.85	2.33%	6.69	12.11%	5.97	/

2023 2025 1-6 6.91 /
 7.90 / 8.51 / 2024 2025 1-6
 14.25% 7.80%

2023 2025 1-6 4.13% 2.97%
 2.39% 2024 2025 1-6 2023

2024 2025 1-6

1.16

0.57

2

	1.17	-0.95%	1.18	9.16%	1.08	-6.77%	1.16
	1.86	-0.01%	1.86	4.26%	1.79	-11.43%	2.02
	18.15%	2.80	15.36%	0.10	15.26%	-5.47	20.73%

1.16 / 1.08

/ 1.18 / 1.17 / 2023 2025 1-6

-6.77% 9.16% -0.95%

	1.35	-4.27%	1.41	11.65%	1.27	4.18%	1.22
	1.57	2.72%	1.53	22.66%	1.25	-22.71%	1.62
	1.99	1.24%	1.96	10.04%	1.78	-8.47%	1.95

2.02 / 1.79 /

1.86 / 1.86 / 2023 2025 1-6

-11.43% 4.26% -0.01%

18.15% 2023 20.73% 15.26% 15.36%
2022 5.47 2023

6.77% 11.43%
2024

2025 1-6 2.80

3

7.49% 5.52% 6.48% 5.48%

22.90% 16.90% 17.39% 23.10%

26.11% 2023 32.29% 17.06% 26.08%
15.23 2023

2022 2022 2024
2023

2023

2025 1-6

2024

2024

2

		0.43%	1.29%	2.82%	2.61%
		0.30%	0.23%	3.27%	0.57%
		27.26%	17.89%	8.18%	18.96%
		3.70%	4.75%	6.51%	3.00%
		5.84%	-0.54%	0.06%	-
		1.94%	1.92%	3.34%	3.37%
		3.44%	3.80%	2.81%	3.13%
		18.15%	15.36%	15.26%	20.73%
		2.39%	2.97%	4.13%	-

1.9%-3.8% 2023 2024 2025 1-6
4.13% 2.97% 2.39%

20.73% 15.26% 15.36%

18.15%

9 8

9

9

W

	2.39%	-	2.97%	-	4.13%	-	-	-
10%	-7.07%	-9.46%	-6.38%	-9.35%	-5.05%	-9.18%	-	-
5%	-2.34%	-4.73%	-1.71%	-4.68%	-0.46%	-4.59%	-	-
5%	7.13%	4.73%	7.64%	4.68%	8.72%	4.59%	-	-
10%	11.86%	9.46%	12.32%	9.35%	13.31%	9.18%	-	-
	18.15%	-	15.36%	-	15.26%	-	20.73%	-
10%	11.87%	-	m\$					

2

3

4

5

6

1

2

3

4

5

1

2

1

2

" " 1 " "

	3,111,300.56	5,647,994.52	5,367,128.40	3,916,695.16
	3,041,821.97	5,512,902.70	5,261,118.97	3,772,569.88
	75,284.53	161,000.78	118,810.27	138,874.04
	75,297.84	160,255.26	119,283.90	137,907.57
	61,041.48	132,080.37	103,994.48	123,535.47
	55,883.96	108,186.75	68,776.22	121,228.94
	54,257.57	102,136.96	64,094.67	116,979.45

1-3

80%

2023

2021

2026

1/3 2024

2024

2023

" " " "

" "

" "

2024

713	366	143	6607	90	9.24
717	240	1.65			

" " + " "

" + "

" "

" + "

30

" "

" "

" "

"

"

14

1

" "

18

2

ISP

ISP

3

2009

" "

4

"

" 2015

"

150

"

" " " "

" "

"

"

LME

" "

" "

" "

60

10

	6,735.42	0.22%	16,861.66	0.30%
	32,446.70	1.04%	76,718.33	1.36%
	20,849.03	0.67%	50,301.02	0.89%
	28,763.82	0.92%	44,116.21	0.78%
	15,387.13	0.29%	15,213.92	0.39%
	64,213.13	1.20%	52,024.46	1.33%
	43,443.14	0.81%	38,547.64	0.98%
	56,435.97	1.05%	9,441.52	0.24%

115,227.55

179,479.37

187,997.22

88,794.97

2.94%

3.34% 3.33% 2.85%

2023 2024

9.19	12.11%	13.97	-5.16%	14.73	143.93%	6.04
0.55	158.48%	0.19	-74.54%	0.73	156.43%	0.29
5.94	88.63%	7.30	29.71%	5.62	556.94%	0.86
18.34	9.42%	29.47	15.30%	25.56	-21.74%	32.66
11.22	9.68%	11.91	-22.55%	15.38	-15.07%	18.11
43.49	-12.88%	82.87	54.22%	53.74	-0.80%	54.17
5.43	6.14%	10.21	59.			

1

2

" "

1

2

&

2025 1-6

1

2

1

" " " " "

" " " " 1

"

	2,612,709.23	84.41%	5,763,112.16	102.86%
	482,384.63	15.59%	1,050,811.11	18.75%
	-	-	-1,210,975.36	-21.61%
	5,710,185.28	107.02%	2,278,234.84	58.59%
	1,213,419.41	22.74%	1,732,078.09	44.54%
	-1,588,171.84	-29.77%	-121,912.20	-3.14%

44.54% 22.74% 18.75% 15.59% 2023

2023

	1,624,684.40	56.86%	2,738,147.22	53.30%
	1,232,743.30	43.14%	2,399,349.68	46.70%
	2,401,997.92	49.02%	1,734,021.40	51.10%
	2,498,456.38	50.98%	1,659,228.62	48.90%

48.90%

50.98% 46.70% 43.14%

	2024
	2025

27.25% 35.51% 36.13% 40.85%

31.94% 32.30% 37.37% 31.85%

1

2

"

RCEP

"

3

4

1

" "

2

3

1

2

1

2

"

" "

"

"

" "

"

/

		7.52	16.19	17.41	20.03
		72,193.58	147,525.85	136,322.22	173,124.54

		0.96	0.91	0.78	0.86

		3.58	24.40	7.06	39.10
		52,367.01	384,424.03	104,249.49	565,451.26
	/	1.46	1.58	1.48	1.45
		0.10	2.04	8.16	12.41
		6,888.14	136,118.33	495,045.31	758,265.85
	/	7.08	6.68	6.06	6.11
		472.19	1,015.64	1,544.91	390.03
		358,784.16	642,296.59	827,011.66	188,950.64
	/	0.76	0.63	0.54	0.48

2025 1-6

2025

Xin Wen Mining Group					

HK Int'l Co Ltd					
Permanance Int'l Pte Ltd					
Trafigura Asia Trading Pte Ltd					
Standard Chartered Bank (Hong Kong) Ltd					
Stonex APAC Pte Ltd		Stonex Group Inc. NASDAQ	OTC		
Best Faith International Development Ltd					
Rocklands Richfield (HK) Ltd					
Grand Future Group Ltd					
Jiangxi Copper Hong Kong Co Ltd					
Shandong Gold Mining (Hong Kong) Co Ltd					
Hebei Jiwu Metal Int'l (HK) Co Ltd					

"

"

"

"

"

"



2,649 / 8,483 / 2022 3,485
/ 8,815 / 24% 4% 2023
4,831

7,258

2

2023

6.71 2022 27.69 76% 2023 5
3,902

5,869

3

2023

2022 3,693

4

2023

8.5%

2

2022 2,355

5

2023

657

6

2023

604

2 2024 44

1

2024 661 / 8%

2,032 / 24 / 2,642 / 30 /

Cerro de Maimon " "

235

33% 8,424

2024 128 / 5% 24

/ 30 / 3.6

7% 5,044

2

2024

2024 2022-2024

13.85% 2.15% 15.82%

3

2024

526

1 2024 2025 1-6

2024

32.32%

2024 44 2023

6,426

2025 1-6

20%

2

1

Business Research

2029 3,848.9 7.7%

2025—2026

5%

" + "

2

AI

2026

2025

" "

3

66%

" "

2026

2009

40,797.90

35,643.59

5,154.32

2022-2024

2024

0.11% 3.22%

	5,154.32	5,154.32	5,154.32
	4,583,650.27	4,302,451.57	3,265,700.32
	160,255.26	119,283.90	137,907.57

2022-2024

2022 176

1

2023

2024

32

2

3

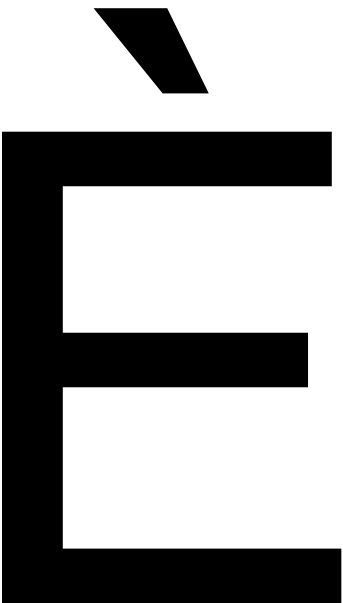
2024



1

2

&



2 2022-2024

3

1 2023

2024

LME

SHFE

			LME	BNP BOCI
		100%	LME	/
	/			LME
			/	/
		100%	/	

			100%						

25

2025 25 8

E E

1

22 —

1000/1;ad000WAa* î

AN 7 + A s

E

E

E

1 0 1

DRp 7MZt A AN:\$:0@ >'—6 ACW

5 8

5

2022 2023 2024

1 2022

	5,533,945.46	-1,627,030.41	3,906,915.06
	5,251,040.80	-1,626,675.20	3,624,365.61
	6,150.81	355.21	6,506.02

2 2023

	6,559,639.69	-1,197,537.17	5,362,102.52
	6,241,471.69	-1,197,336.81	5,044,134.89
	7,532.00	200.36	7,732.36

3 2024

	5,981,247.88	-338,241.71	5,643,006.17
	5,617,532.37	-337,133.72	5,280,398.64
	13,886.47	1,107.99	14,994.46

2

2,790,297.36 1,391,544.58 903,460.04 420,266.71
71.76% 26.08% 16.12% 13.58%

1 2023 2

0 2,776,522.97

3,411,235.52 2,042,080.85

2

" "

3

2025 1-6	1	Xin Wen Mining Group HK Int'l Co Ltd	302,509.17	61.33%
	2	Permanance Int'l Pte Ltd	53,613.42	10.87%
	3	Standard Chartered Bank (Hong Kong) Ltd	26,111.16	5.29%

4		21,160.98	4.29%
5	Stonex Apac Pte Lt] ca		

4			
5	Stonex APAC Pte Ltd	Stonex	OTC
6			
7			
8			" + "
9			
10			
11	Rocklands Richfield (HK) Ltd		
12			
13	Grand Future Group Ltd		
14	Hebei Jiwu Metal Int'l (Hong Kong) Co Ltd		

2025 1-6	1		321,547.88	65.42%
	2		45,612.50	9.28%
	3	Splendid Promise Trading Ltd	41,952.53	8.54%
	4		24,896.76	5.07%
	5	Golden Gansu (Hong Kong) Investement Limited	7,940.77	1.62%
2024	1		538,889.63	25.63%
	2	Sole View Industries Ltd	219,841.01	10.45%
	3		130,317.10	6.20%
	4	Rocklands Richfield (HK) Ltd	48,669.54	2.31%
	5		44,103.33	2.10%

	1		363,546.63	17.72%
	2	Yancoal Intl Trading Co Ltd	348,627.00	16.99%
	3	Jin Li Industrial International Pte Ltd	323,197.21	15.75%
	4		88,650.89	4.32%
	5		63,834.10	3.11%
2022	1	Xin Wen Mining Group HK International Co Ltd	373,892.21	13.41%
	2	Norin Mining IntL Trading (HongKong) Ltd	328,317.80	11.78%
	3		297,177.53	10.66%
	4	Yancoal Intl Trading Co Ltd g \$ o	212,890.98	7.64%
	5		91,631.86	3.29%

1

2

\ \$

31

3

Splendid Promise Trading Ltd

4

5

Golden Gansu (Hong Kong)
Investement Limited

6

Sole View Industries Ltd

7

Rocklands Richfield (HK) Ltd

8

a ~

12	Xin Wen Mining Group HK International Co Ltd	
13	Norin Mining IntL Trading (Hong Kong) Ltd	Norinco

" "

" 2

"

	2025 7 8		
/			

" "

2025 7 8

	600362		600958	
001236		601688		2025
			601377	

1

2

1

2

" " " " " " " "

" " 5 "

348,871.04 885,561.25

1,175,580.25 1,265,173.08 10.68%

20.58% 25.65% 26.19%

	670,836.26	7,437.91	663,398.35	536,127.42	5,125.73	531,001.69
	415,296.00	2,849.33	412,446.67	364,062.03	238.33	363,823.70
	77,295.85	3,545.22	73,750.63	89,130.12	3,816.00	85,314.12
	92,520.04	-	92,520.04	103,034.01	-	103,034.01
	1,507.57	-	1,507.57	43,620.09	-	43,620.09
	781.35	352.83	428.52	789.83	352.83	437.00
	17,794.41	-	17,794.41	44,476.35	-	44,476.35
	3,326.90	-	3,326.90	3,873.28	-	3,873.28

	322,722.03	3,354.07	319,367.96	78,772.30	889.31	77,882.99
	271,277.54	-	271,277.54	101,361.24	-	101,361.24
	71,260.91	5,513.15	65,747.76	77,869.92	3,139.15	74,730.78
	104,817.48	-	104,817.48	-	-	-
	82,159.26	-	82,159.26	162.99	-	162.99
	498.21	-	498.21	61,054.44	-	61,054.44
	37,844.70	-	37,844.70	29,863.49	-	29,863.49
	3,848.34	-	3,848.34	3,815.12	-	3,815.12

2025 6

"

"

"

"

"

"

2023

2022

241,484.97

2022

169,916.30

2023

222,395.46

152,037.54

2024

2023

211,633.73

2023

92,546.16

2024

2023

188,299.72

73,407.99

2025 6

2024

132,396.66

2024

48,622.97

2025 6

2024	80,687.00	27,956.13	
	2024	21,946.14	
		0	2,776,522.97
3,411,235.52	2,042,080.85		

12.30 8.17 5.12 4.80

1

71.76% 26.08% 16.12% 13.58%

2 2023

2023

0% 52.04% 60.88% 65.98%

		1,012,939.27	48,457.23	1,061,396.50	95.43%	4.57%	100.00%
2025	6	58,597.93	1,195.56	59,793.50	98.00%	2.00%	100.00%
		989,085.83	39,360.05	1,028,445.88	96.17%	3.83%	100.00%
2024		38,621.07	1,196.47	39,817.53	97.00%	3.00%	100.00%
		705,116.41	40,763.33	745,879.74	94.53%	5.47%	100.00%
2023		28,619.28	1,088.55	29,707.83	96.34%	3.66%	100.00%
		286,500.35	29,931.74	316,-	-0%		
2022							

2022 25.73% 2025 1-6 82.38%

	1.86	1.83	32,099.54	38.03%
	8.51	8.58	10,132.19	96.45%
	1.86	1.85	61,986.82	93.77%
	7.90	8.53	4,446.78	99.98%
	1.79	1.86	44,135.55	99.99%
	6.91	7.90	3,078.15	99.97%
	2.02	1.79	57,253.51	100.00%
	-	-	-	-

12 31 2025 8 31

2022

	4.03%	4.32%	3.84%	4.68%
	1.56%	0.57%	1.32%	1.34%
	0.23%	0.33%	0.19%	0.19%
	1.21%	3.56%	1.76%	1.20%
	1.52%	0.57%	0.28%	0.75%
	2.64%	3.33%	2.64%	2.21%

1

90%

1

2

3

90%

1

"

" "

"

" 3

"

2024 6

CASS

3

"

"

"

"

4

5

2022 2

2022 3 12

2022

1,000

		38,834.57	19,667.96	-	1,852.86
		-	3,041.30	-	-
		-	3,659.54	-	-
		194.84	508.93	605.42	1,001.63
		18.89	130.07	1,222.35	30.11
		-	-	599.76	405.89

2024 4 11

100%

2025 4 10

1

2022

		2024	409.17
2023	471.43	62.26	13.21%
2024			

2023

2

3

4

5

	2011	4	13				
"	"				[2011]1063		2,449.7
		"	"		"	"	
2011						"	"

" "

2021 10 15
[2021]75

" "

" "

2024 12 20

" "

" "

2024 12

GZ[2024]Z120029

1 1 101 41

2024 12 30

6

" "

1

		254.14	508.28	508.28	508.28

5

2

2022

2022

600

2023 10

2023

	2025 1-6	300,000.00		82,879.83	948,787.05	981,353.78	50,313.10
	2024	300,000.00		80,175.44	1,156,515.22	1,153,810.83	82,879.83
	2023	150,000.00		98,541.81	1,157,026.45	1,175,392.82	80,175.44
	2022	150,000.00		37,317.39	570,613.65	509,389.22	98,541.81

	2025 1-6	300,000.00	2.40%-2.91%	202,400.00	199,800.00	154,085.00	248,115.00
	2024	300,000.00	2.80%-3.45%	142,400.00	219,000	159,000	202,400

	2023	200,000.00	3.00%-3.65%	19,000.00	192,400.00	69,000.00	142,400.00
	2022	200,000.00	¹ LPR-35BPs	-	19,000.00	-	19,000.00

1 " " "

"

2022-3-25		2022	2022	2022-3-29
2022-8-26				2022-8-30
2022-9-20	2022		2022	2022-9-21
2023-4-6		2023	2023	2023-4-10
2024-4-23		2024	2024	2024-4-25
2024-5-17	2023		2023	2024-5-18

2024-4-23				2024-4-25
2024-5-17	2023		2023	2024-5-18
2024-8-8				2024-8-10
2024-12-27				2024-12-31
2025-4-11		2025	2025	2025-4-15

/

2.86	15.12%	2.98	13.64%	3.99%

2

2024 5

CASS

2018

2018


2018

3

2021 7

"

"



2018

2018

2018

4

	2022.11	300.89	76.11%	309.73	76.79%	2.85%
	2023.12	327.43	64.64%	336.28	65.57%	2.63%
	2024.04	424.78	65.13%	433.63	65.84%	2.04%

2025 1-6

	2023Q4	6,804.96	9.14%	6,735.14	8.08%	-1.04%

2023

10 /

a

a "

/

	2022.08	25,350	25,421	0.28%

2022

1

/

	2022.05	17,929.20	18,132.74	1.12%
	2022.06	22,955.75	21,929.20	-4.68%

2022

/

	2024Q3	17,927.70	17,455.66	-2.70%

2024

2024

62,799.14

62,782.95

/

5

	2023.12	1.65	1.92	0.9	1.73	4.85%
	2024.12	1.78	2.05	0.9	1.84	3.37%
	2025.03	1.85	2.07	0.9	1.87	1.08%

0.9

4

	1,880	1,400-2,400	
	2,050	2,000-5,000	

5

" "

GZ[2024]Z120029

1 1

101 41

37,365,190.00

3,659.54

3,736.52

6

9 /

8 /

10%

SCFI

5-15%

/

	0.4 / *	0.3 / *
2 /		2 /
	0.4 / *	0.3 / *
2 /		3 /

5

		5		29 / /	24-32 / /	

1233

1998 7 8

600

2007 3 30

<

>

1,200

2021 12

2022

2022

600

2023

3,104.56

/

2023 083

2023 084

2023 1 1

258.71 /

3,104.56 /

2022 2023

<

>

2022

2023

1 " " "

"

100%

b

9		2024	
		2	
10		2024	7

2023 12 29

" "

" " 100%

129,372,517

38.45%

2024 4 11

100%

2024 4 9

	10000
	10000
	2021 12 22
	16

1 " " "

" " " "

"

1 " " "

"

0.63%

0.20% 0.12% 0.10%

0.11% 0.07% 0.51% 1.34%

"

"

"

	32.12	30.22	11.81	9.80
	239,893.88	154,325.95	204,162.75	184,399.21

	31,065.99	30,336.05	77,006.40	27,366.13
	50,313.10	82,879.83	80,175.44	98,541.81
	321,305.07	267,572.06	361,356.40	310,316.94
	2,358,070.33	2,176,763.83	1,906,528.38	1,261,757.69
	248,115.00	202,400.00	142,400.00	19,000.00

	0.20%	0.20%-0.25%	0.25%-0.30%	0.30%-0.35%	
	1.35%	1.35%	1.35%-1.90%	1.90%	
1	1	2.40%-2.80%	2.80%-3.45%	3.00%-3.65%	3.35%
5		2.56%-2.91%	2.91%-3.26%	3.26%-3.36%	/

310,316.94

361,356.40 267,572.06 321,305.07

98,541.81 80,175.44 82,879.83 50,313.10

1,261,757.69 1,906,528.38

2,176,763.83 2,358,070.33

19,000.00 142,400.00 202,400.00 248,115.00

" "

" "

1

	LPR	LPR	LPR
			9, —

2

5

) "

	0.05%~0.10%	0.10%~0.20%	0.20%~0.25%	0.25%~0.30%	
	0.95%-1.15%	1.05%-1.15%	1.70%-1.90%	1.80%-2.05%	
1	1	2.30%-2.86%	2.60%-3.20%	2.70%-3.30%	2.75%-3.45%
5		2.56%-2.91%	2.91%-3.26%	3.26%-3.36%	/

5

20

3

7 —

,

	"
	"
8	
—	

<p style="text-align: center;">1</p> <p style="text-align: center;">5 2</p> <p style="text-align: center;">7 3</p> <p style="text-align: center;">4</p>	
	<p style="text-align: center;">2020 2021 12 31 2022 3</p> <p style="text-align: center;">2021</p> <p style="text-align: center;">< ></p>

1	1,175.95	1,404.77	2,365.70	4,597.27
1 2	-	6.36	1,737.41	-

2	3	1,637.41	1,737.41	-
3	4	-	-	-
4	5	-	-	-
5		-	-	-
		2,813.36	3,148.54	4,103.12
		251.49	267.95	99.88

1 1 2

2 3

2 3

1		2.18	0.08	776.23
1	2	776.14	776.14	-
2	3	-	-	4,040.94
3	4	304.42	4,040.94	-
4	5	-	-	-
5		0.50	0.50	0.50
		1,083.24	4,817.66	4,817.67
		5.91	24.59	24.09

5

0.5

1 2 3

4

4,040.94

" "

1

60

5

"

"

2

"

"

"

"

"

"

"

"

2021 10 15

[2021]75

"

"

2022 1

" "

6

"

"

" "

2024 12 20

" "

" "

2024 12

2025 6

3

" "

2025 6

“ ”

2023 0500178 2025 0500225 2024 0500202

1

2

3

4

5

6

7

1

2

3

4

5

" " " "

" "

"

"

		503,658.88	534,074.58
525,478.73	521,682.11		273,748.44
275,231.83	275,368.14	272,336.64	
8.38%	6.40%	6.01%	5.64%

	73,103.91	7,107.54	-	65,996.36
	132,269.17	31,200.01	-	101,069.16

2009

	I [2022] 104	2022 7 31
	[2022]G09	2022 6 30
	[2022]1126	2022 6 30

3

6 —

“ ”
“ ” 2 “ ” 3 “ ” 6
”

6 300 500 50
70

"

2025 9 15 " 2025
1

..... 2022 1 1

"

2025 1 6

"

" " 493
 " 30 100
 1
 10 30 50 100
 5000 1 3
 10 10 50 1000 5000
 3
 10 1,000 "
 251
 " " "
 1 3
 6 300 600
 30 70
 "
 2025 9 18 " 2025 1

2022 1 1

"

[2007]39

"

"

2022 5 30

[2022]17

"

"

"

" "

"

2022

[2022] 2-28

1-13

2025 9 15

" 2022 5 30

2022 17

[2022]2-28

"

T011032800

"

¥10000

2022 17

"

18 " "

" 1 "

"

2

1 2

3

"

18 " "

" "

"

2025 9 15

"

"

2025 9 18 "

"



... í 1NŌPāŌ'm 9À

ê ž e

2022 2023 2024

2023 0500172

2023 0500172

2024 0500486

2025 0500428

1

2022

2

3

"

"

"

"

"

"

1,000

2022 7 8

37,312,652 2024 6 6

2025 5 26

2024 01 6240

20

1,000

" "

2023 4 4

64,215,969.91

5,381,011.38

2023 9 25

2023 05 12

69,596,981.29

64,215,969.91 +

5,381,011.38

2024 1 22

2023 1438

2024 6 23

64,215,969.91

1,000

" "

" "

" "

16,590,886.37

2024 1 26

16,590,886.37

527,612.91

17,118,499.28

2019 2 14

6# 7# 8# 10#

1#

2# 3# 5# 9# 2019 9 30

< >

2025 6 16

2025 0591

679

2025 6 19

2025

0591 679

2025 10 14

2025 05

	23,428.94	22,737.36	22,605.52	27,801.29

1793.8775

33,020,046.02

"

"

ë

001E0 ! = f = < | s @ 9 8 0 E

13 —

13 —

>

<

1

2

"

"

"

"

"

"

"

1			1,306.63	15.56%		659.68	-
2			1,060.53	12.63%		-	5.30
3			793.44	9.45%	5	-	793.44
4			429.26	5.11%	5	-	429.26
5			341.96	4.07%		-	1.71
6			304.42	3.62%		-	1.52
7			258.60	3.08%	5	-	258.60
8	Elantis		249.00	2.96%		-	1.25
9	IMCA		176.16	2.10%		-	0.88
10			173.55	2.07%		-	0.87

2025 8 31

1

2025 8

646.96

2

3

4

2023 3

559.69

429.26

2024

4

5

5

6

"

"

"

"

"

"

2025 0500225

2024 0500202

2023 0500178

C 7

5

8 Elantis

9 IMCA

10

} i l

n

• E B O E A C t i

2		136,734.01			-
3		76,527.20			29,766.35
4		32,566.09			-
5		258.93			-
6		76,919.22			-
7		73,811.29			58,662.15
8		14,944.77			14,804.77
9		25,498.94			-
10		35,133.77			-

2025 6 30

103,233.27

6.86%

"

"

2025 6 30

13,550.93

2025 6 30

2025 6 30

	19,366.61	16,248.40
	56,420.43	13,517.95
	740.16	-

2025 6 30

2025 6 30

16,248.40

		R3	115.55
-	1	R4	1,036.47
-	1	R4	6,512.55
-	2	R4	548.78
	FOF2580	R4	1,069.10
	U2401	R4	3,587.85
	A	R2	2,104.62
	D	R2	2,075.29
		R2	800.23
	1	R2	

		- 1	R4	1,038.38	
		1	R2	3,246.27	
		11 A	R2	2,002.52	
		- 3 1	R2	1,000.94	
		1	R2	1,001.82	
		C	R2	6,006.89	
		3	R5	263.05	

	1 C	PR1	172.69	
	7007	R1	567.47	

2025 6 30

258.93

2025 6 30

	26,644.10

	422.84
	8,398.53
	35,465.47
	2,899.38

2025 6 30

1

	47,374.64
	22,479.22
	1,979.72
	71.52
1	5,000.00
	14.12

2025 6 30

		26,412.10	-
		2,949.16	-
		3,468.16	-
Ballinalack		2,672.59	
		12,476.55	

		7,355.18	-
		69.72	-
		16,921.44	-
		1,486.39	-
		-	-

Ballinalack

2025 6 30

		885.31
		315.90
		131.81
African Nickel	NPI	330.78
		1,000.08
		10,000.00
		464.44
		1,544.04

		132.41
		140.00

2025 6 30

25,498.94

2025 6 30

1

9,000

	16,944.07
	8,189.70
	1,000.00
1	9,000.00

2025 6 30

103,233.27

6.86%

30.00%

18

—

7

2025 3 3

2025 3

3

2024 9 3

2024 9 3

2024 9 3

2024 9 3

2024 9 3

2024 9 3

R3

		- 1	R4	5,100.00	
	-	-	-	8.51	
		- 1	R4	1,000.00	
		- 3	R4	2,500.00	

			R4	300.00	
		6	R4	1,000.00	
		- 2	R3	6,000.00	3,995.41
		- 1	R4	6,900.00	5,895.38
	-	-	-	5,200.00	
	-		-	0.10	
	-	-	-	2.13	

2024 9 3

R3

19,402.23

R3

4,309.21

2024 9 3

2024 9 3

R3

R3

4,309.21

4,309.21

1

2

3

4

5

1

2

6.86%

103,233.27

18

—

7


3

R3

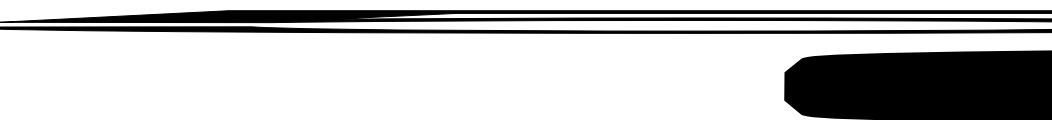

R3

4,309.21

4,309.21



, U



150,000.00

1999

100.00

25

"

"

	18,285,262.49	17,869,499.80
	12,445,587.77	12,132,154.20
	5,839,674.72	5,737,345.60
	5,229,262.18	10,262,646.28
	211,776.36	297,828.16

2025 6 30 /2025 1-6

2024 12

31 /2024

2025 9

"

2025

A

"

"

.....

"

1		150,000.00	
		150,000.00	

"

"

"

"

1

2

3

1

150,000.00

2

"

" "

"

"

"

"

"

2024

"

1

2

N

3

1

2

"

"

2025 6 30

3,737,601,761

409,836,065

	1,335,060,698	35.72%	1,744,896,763	42.07%	6.35%
	1,201,554,628	32.15%	1,570,407,087	37.86%	5.72%

1
2

90.00%

"

30%

"

"

.....

30%

3

..... "

30%

"

"

2025 5 8

2024

36

$$= \frac{2024}{2027} \times$$

$$= \frac{2027}{2024} -$$

$$= + -$$

$$= + +$$

	4.72%	223,553.54	239,202.29	255,946.45	273,862.70
	0.06%	2,736.97	2,928.56	3,133.56	3,352.91
	0.67%	31,779.54	34,004.10	36,384.39	38,931.30

1

2

2027

1,123,891.74

206,461.30

15

2022 2024

3,906,915.06

5,362,102.52

5,643,006.17

20.18% 2024

	A 12,569.73	10%	= × = × = -	2025 2027 23,266.14
	28,000.00	2024-2026 10%	2023	2024 -2026 47,701.42
	21,200.00	4.03%	2023 2024 2026 2024 2026	51,274.89
	30,000.00	2023-2025 15%		2025 85,919.13

			2022	
			2023-2025	

3

=

-

2025-2027

206,461.30

	26.44%	28.77%	31.13%	35.26%
	63.03%	60.41%	59.53%	63.56%
	47.77%	50.85%	58.77%	83.98%

	58.97%	58.57%	60.93%	61.07%
	63.56%	57.66%	56.43%	59.84%
	63.72%	54.54%	54.36%	51.03%

Wind

53.16% 60.22% 61.63% 64.47%

150,000.00

1		31,300.00	20.87%
2		118,700.00	79.13%

2025 6

866,844.57

64.47%

118,700.00

		14,900.00	2023-7-27	2026-7-26

		39,900.00	2023-7-27	2026-7-26
		19,900.00	2023-8-18	2026-8-17
		17,600.00	2023-6-20	2026-6-19
		17,600.00	2023-6-30	2026-6-30
		8,800.00	2023-7-31	2026-7-31

2

1

2

2021 3 29

2020

2020

"

"

2021 6 30

2022 6 30

1		2021 6 30	2022 6 30

2021 3 31

2020

2022

3 25

1	200	2022 12 31	2024 12 31

2022 3 29

200

2024

12 27

1	200	2024 12 31	2025 12 31

2024 12 31

2025 6 30

200	173,000.00	173,000.00	151,201.54	87.40%		2025 12
	141,000.00	141,000.00	140,854.47	99.90%		2022 6
	16,000.00	16,000.00	16,017.26	100.11%		2021 7
	50,000.00	50,000.00	50,000.00	100.00%		

2025 6

99.90%

2021

200
87.40%

151,201.54

2025 12 31

200

200

"

"

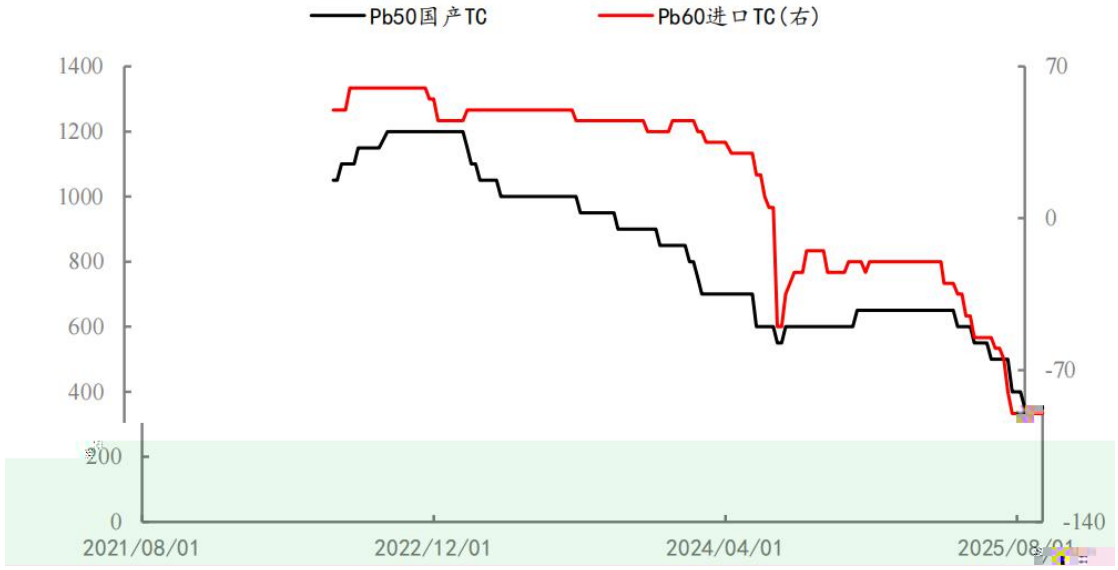
2021

2024

	2025	7	11	Pb50		550	/
Pb60		-55	/	SMM			

元/吨

美元/干吨



200

"

~

"

" "

"

"

200

"

"

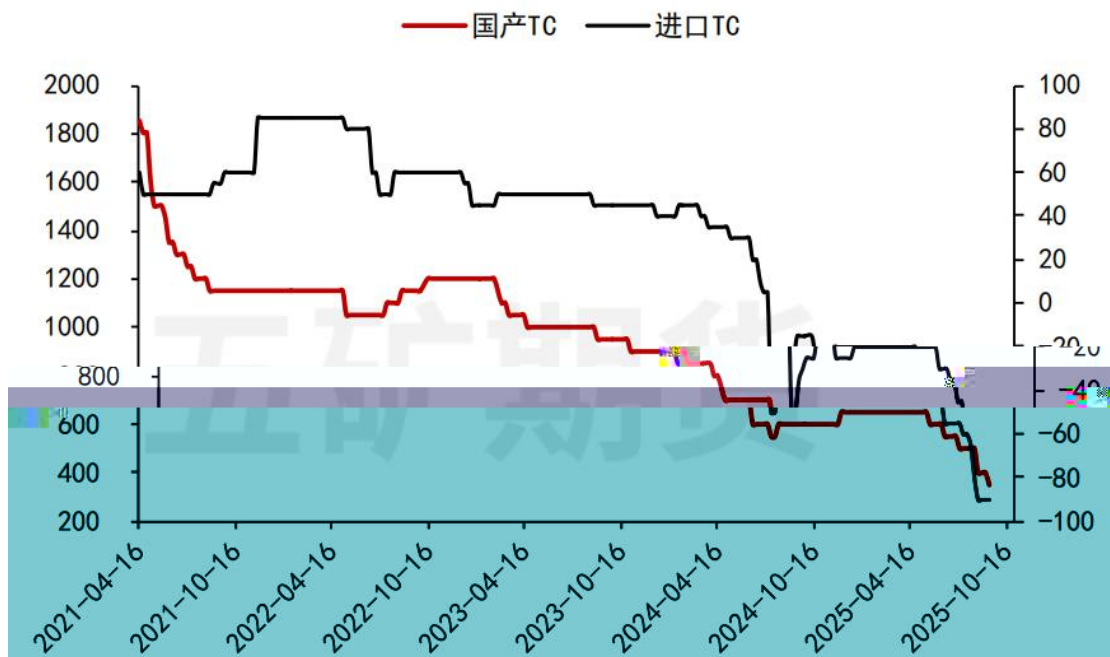
2023

2,000 /

1,300 /

10

1.30 /



Wind

2023 5

2023

526

2023 148

2 " " "

"

2024

20,028.27

"

" "

"

1

2

3

4

1

2

3

4

"

" "

"

"

"

2025 8 23

Wind

2025

A
